

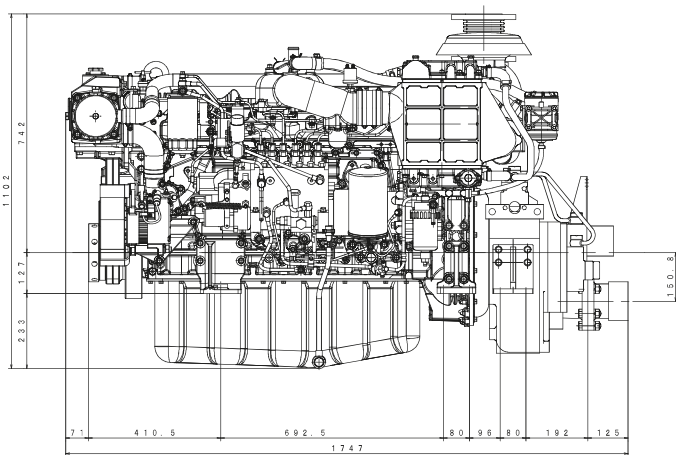
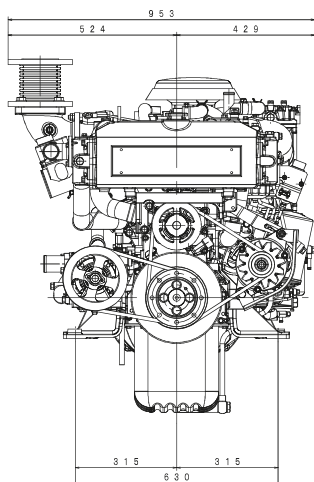
UM6HK1TCX

ISUZU

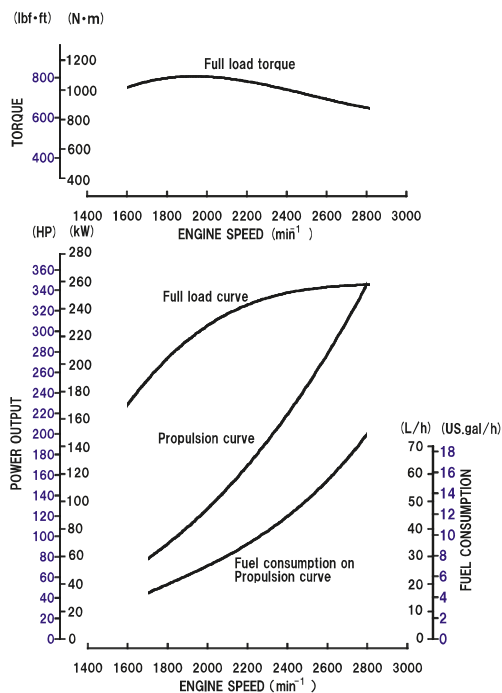
ISUZU MOTORS ENGINE SALES INC.

UM6HK1TCX

DIMENSIONS (mm)



PERFORMANCE CURVES



ENGINE SPECIFICATIONS

Configuration	6-cylinder, vertical in-line, 4-cycle diesel engine	
Bore x Stroke	mm (in)	115 x 125 (4.53 x 4.92)
Displacement	Lit. (cu in)	7.790 (475)
Rated output	kW(PS)/ min^{-1}	235 (320) / 2710
	Medium duty	257 (350) / 2800
Application	Light duty	Commercial use
		Mechanical
Governor type		Direct injection
Combustion type		Turbo charged / Intercooler
Aspiration		IMO Tier II
Exhaust gas status		754 (1,662)
Engine weight	kg (lb)	932 (2,055)
	Engine with MGN40G	Diesel fuel
Fuel used		24 - 4.5
Starter	V-kW	24 - 50
Alternator	V-A	Full flow pressure circulation
Lubrication method		Freshwater, full flow pressure circulation
Cooling method		(Seawater, indirect)
Heat exchanger (seawater circulation)		Multi-tube type (freshwater—seawater)
Intercooler		Multi-tube type (seawater circulation)
Rotation direction	Crankshaft	Right (clockwise) viewed from front of engine
	Propeller shaft	Right (clockwise) viewed from stern
Idling speed	min^{-1}	550
Marine gear	Marine Gear Model	MGN40G
	Clutch type	Wet, Multi-plate hydraulic type
	Reverse type	Constant-mesh type gear
	Reduction ratio	2.33, 2.91, 3.43

Specifications subject to change without notice

ACCESSORIES


Standard

- Installation kit
- Battery relay
- Extension harness (5m)
- Seawater pump impeller *
- Bilge pump
- Control head
- Instrument panel
- Oil drain pump
- Blow-by pipe
- V-belt *
- Tool kit
- Owner's manual

* spare parts

Option

- Extension harness (5m)
- Control cable (4m, 6m, 10m, 12m)
- Stop cable (4m, 6m, 8m)
- Kingston valve



ISUZU MOTORS ENGINE SALES INC.