

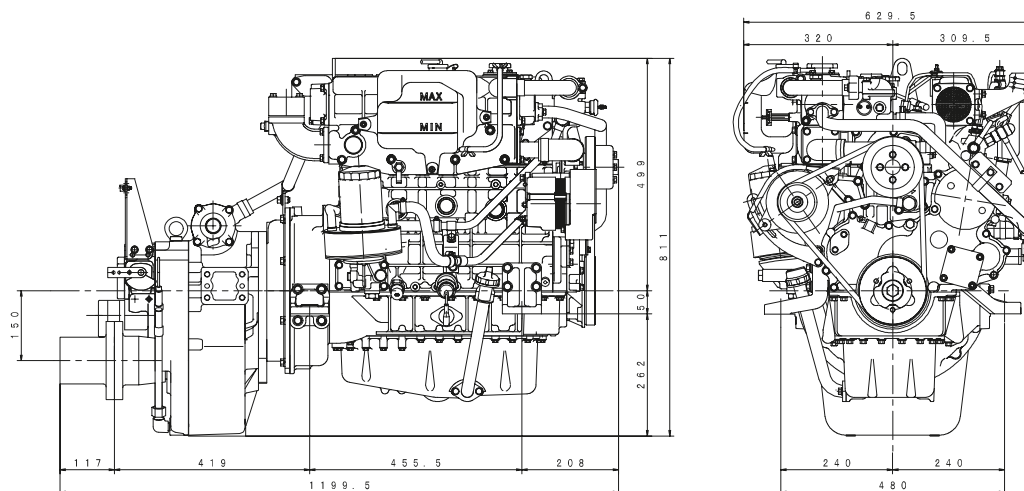
# UM4JB1

# ISUZU

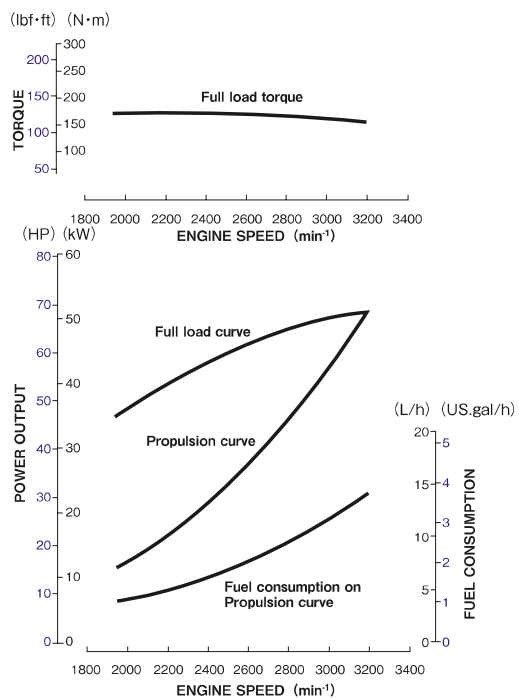
ISUZU MOTORS ENGINE SALES INC.

# UM4JB1

## DIMENSIONS (mm)



## PERFORMANCE CURVES



## ENGINE SPECIFICATIONS

Configuration	4-cylinder, vertical in-line, 4-cycle deisel engine	
Bore x Stroke	mm (in)	93 x 102 (3.66 x 4.02)
Displacement	Lit. (cid)	2.771 (169)
Rated output	kW(PS)/min <sup>-1</sup>	49 (67) / 3200
Application	Commercial use	
Governor type	Mechanical	
Combustion type	Direct injection	
Aspiration	Natural aspiration	
Engine weight	kg (lb)	Engine 290 (639)
		with MGN35A-5 445 (981)
Fuel used	Diesel fuel	
Starter	V-KW	24 - 3.2
Alternator	V-A	24 - 30
Lubrication method	Full flow pressure circulation	
Cooling method	Freshwater, full flow pressure circulation (Seawater, indirect)	
Heat exchanger (seawater circulation)	Multi-tube type (freshwater→seawater)	
Intercooler	Multi-tube type (seawater circulation)	
Rotation direction	Crankshaft	Right (clockwise) viewed from front of engine
	Propeller shaft	Right (clockwise) viewed from stern
Idling speed	min <sup>-1</sup>	500~550
Marine gear	Marine Gear Model	MGN35A-5
	Clutch type	Wet, Multi-plate hydraulic type
	Reverse type	Constant-mesh type gear
	Reduction ratio	2.56, 3.05, 3.45

Specifications subject to change without notice

## ACCESSORIES


### Standard

- Installation kit
- Battery relay
- Extension harness (3m)
- Seawater pump impeller \*
- Bilge pump
- Control head
- Instrument panel
- Tool kit
- Owner's manual

\* spare parts

### Option

- Extension harness (3m)
- Control cable (4m,6m,10m,12m)
- Stop cable (4m,6m,8m)
- Kingston valve



ISUZU MOTORS ENGINE SALES INC.